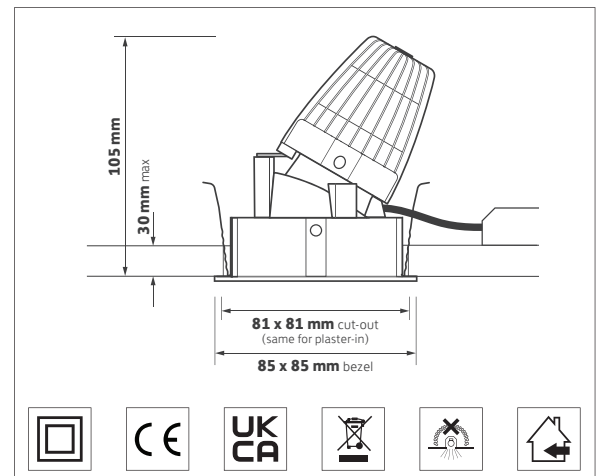


### KEY FEATURES

- Miniature architectural wall wash powered by Tridonic
- Discreet minimal bezel, die-cast from pure aluminium
- White bezel - RAL 9003
- Matt black darklight baffle - RAL 9005 - developed to minimise glare
- Fitted with an integral IP44 protective lens as standard
- Precision moulded 40° reflector
- Tridonic LED engine and driver system
- Excellent thermally optimised 24 super-fin die-cast heatsink
- Short circuit, overload and temperature protection
- Complements Topaz ACJ, ACA and ACB

### DIMENSIONS



### ORDERING INFORMATION

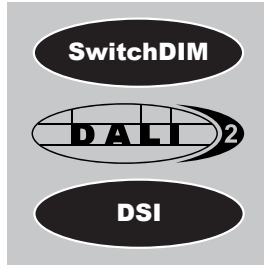
Engine output (lm)	Luminaire power (tcW)	Colour temp	Model ref.
625	8.0	927	ACC001
650	6.5	830	ACC002
700	6.5	840	ACC003
850	10.0	927	ACC004
850	7.5	830	ACC005
900	7.5	840	ACC006
1150	13.5	927	ACC007
1250	11.5	830	ACC008
1325	11.5	840	ACC009

### OPTIONS

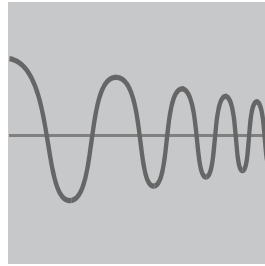
Options	Suffix
Narrow beam reflector	/NB
Control gear	/ECO, /MDIM, /BTC
Emergency - Remote indicator	/EM, /EMD
Emergency - Integral indicator	/EMI, /EMDI
Plaster in bezel	/PI
Tiltable	/TLT
Black bezel	/BK
White softlight baffle	/WSB
Ra90 high colour rendering	/9
Product variations available	PV.




**/NB**  
20° narrow beam reflector




**/ECO**  
SwitchDIM, DALI & DSI




**/MDIM**  
Mains dimming



**/BTC**  
Casambi wireless network inc. dimming



**/EM**  
Emergency Remote indicator



**/EMD**  
DALI / Self test EM Remote indicator



**/EMI**  
Emergency Integral indicator



**/EMDI**  
DALI / Self test EM Integral indicator



**/R9**  
High colour rendering LED module



**/PI**  
Plaster-in bezel



**/TLT**  
Tilttable



**/BK**  
Black bezel RAL 9005



**/WSB**  
White softlight baffle RAL 9003



**BTWS001**  
Wireless Casambi single wall switch



**BTWS002**  
Wireless Casambi twin wall switch



# Topaz - ACC

## Options & accessories



Membership No 1835

### PV - PRODUCT VARIATIONS



**PV - Contact Sales**

Any RAL colour bezel



**PV - Contact Sales**

Any RAL colour baffle



**PV - Contact Sales**

Choice of connectors



**PV - Contact Sales**

LSOH / LSF cable

### RELATED PRODUCTS



**Square Downlight**

See Topaz ACB



**Twin / Triple**

See Topaz ACB



**Round downlight**

See Topaz ACJ



**Round wall wash**

See Topaz ACA



**Pendant**

See Topaz AI

Thornhill Road Business Park  
Tenter Fields, Dewsbury  
West Yorkshire  
WF12 9QT  
+44 (0)1924 482777  
www.gamma-uk.com



Please note: Specification values may change due to rapid development of lighting technology. All performance data is taken at an ambient temperature of +25°C. Data may be rounded up/down for illustrative purposes. We reserve the right to amend or change details without prior notification. E&OE.