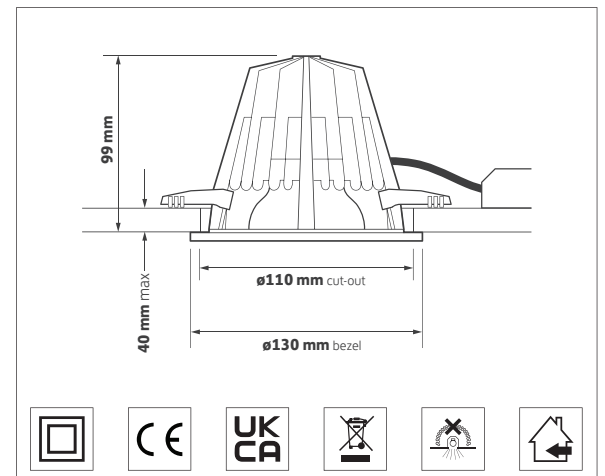


### KEY FEATURES

- Professional low glare downlight with wide choice of options
- Increased energy efficiency upgrades
- Lumen maintenance now L80/B10 @ >50,000 h
- Suitable for future reworking in our Renew and Reuse workshop
- Philips LED module and paired driver system
- Multi-faceted 40° pure aluminium reflector as standard
- Height under 100 mm using optimised thermodynamics
- Emergency, DALI, dimming and wireless network control options
- Premium White Ra90 LED module available
- 5 year warranty

### DIMENSIONS




### ORDERING INFORMATION

Luminaire output (llm)	Colour	Luminaire power (tcW)	Light source efficacy (lm/W)	Luminaire efficacy (llm/tcW)	Model ref.
1000	830	8.0	185	125	TTS001
1050	840	8.0	192	131	TTS002
1750	830	13.5	183	130	TTS003
1825	840	13.5	189	135	TTS004
2425	830	19.0	176	128	TTS005
2525	840	19.0	182	133	TTS006
3250	830	27.0	161	120	TTS007
3375	840	27.0	168	125	TTS008
4375	830	40.0	149	109	TTS009
4550	840	40.0	154	114	TTS010

### OPTIONS

Options	Suffix
Reflector	/MF25, /MF60, /SP40, /SA50
High colour rendering	/R9
Control gear	/T+DALI, /BTC
Emergency - Remote indicator	/EM, /EMD, /EMM
Emergency - Integral indicator	/EMI, /EMDI, /EMMI
TA200 bezel accessory	/WH, /BWH, /GY, /BL
Slimline bezel	TA250/BWH
Product variations available	PV.



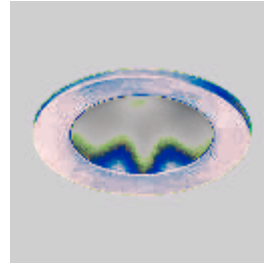
**/MF25**  
25° multi-faceted reflector



**/MF60**  
60° multi-faceted reflector



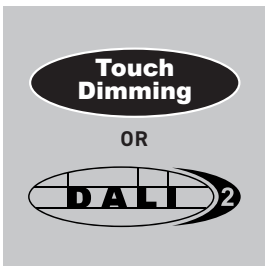
**/SP40**  
40° specular reflector



**/SA50**  
50° satin etched reflector




**/R9**  
High colour rendering LED module




**/T+DALI**  
Touch dimming or DALI control gear



**/BTC**  
Casambi wireless network including dimming




**/EM**  
Emergency Remote indicator



**/EMD**  
DALI / Self test EM Remote indicator



**/EMM**  
Wireless mesh emergency Remote indicator




**/EMI**  
Emergency Integral indicator




**/EMDI**  
DALI / Self test EM Integral indicator



**/EMMI**  
Wireless mesh emergency Integral indicator



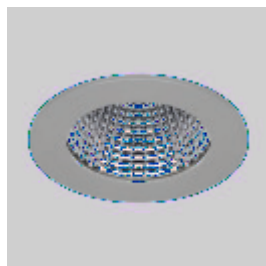
**TA200/WH**  
White RAL9010



**TA200/BWH**  
Brilliant White RAL9016




**TA200/BL**  
Black RAL9005




**TA200/GY**  
Grey RAL9006



**IP65/001/130**  
White IP65 / IK10 bezel\*  
Clear polycarbonate




**TA250/BWH**  
Slimline bezel  
Brilliant white RAL9016\*




**AT200/WH**  
Anti-tamper bezel  
White RAL 9010\*

\* Full range of finishes available - Contact Sales



**PI200**  
Plaster-in kit  
Cut-out: 140 mm  
Height: 138 mm




**TA225/WH**  
White bezel\*  
Dropped clear halo



**TA226/WH**  
White bezel\*  
Dropped opal halo



**TA210/FROST**  
Frost snoot




**TA210/BLUE**  
Blue snoot



**TA210/BLACK**  
Black snoot




**TA220/FROST**  
Frost Hi-light




**TA220/BLUE**  
Blue Hi-light




**TA230/FROST**  
Frost Neo




**TA230/BLUE**  
Blue Neo




**TA240**  
IP54 clear glass



**TA241**  
IP54 centre etched glass




**TA242**  
IP54 fully etched glass




**HALOKIT.001**  
White concealer plate\*  
Max. cut-out 150 mm



**GF208 / GF218**  
Anti-tamper driver  
Anti-tamper bit



**BTWS001**  
Wireless Casambi  
single wall switch

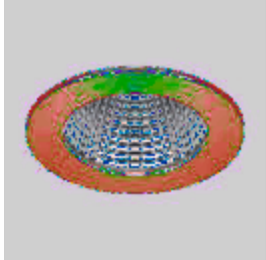


**BTWS002**  
Wireless Casambi  
twin wall switch


\* Full range of finishes available - Contact Sales

Note - Choose only TA200 bezels when using TA210 / TA220 / TA230 / TA240 / TA241 / TA242 accessories

### PV - PRODUCT VARIATIONS



**PV - Contact Sales**  
Any RAL colour bezel



**PV - Contact Sales**  
Honeycomb louvre




**PV - Contact Sales**  
Plug & Play  
Choice of connectors



**PV - Contact Sales**  
LS0H / LSF cable



**PV - Contact Sales**  
Choice of modules




**PV - Contact Sales**  
Alternative coloured accessories




**PV - Contact Sales**  
RGBW colour change

### RELATED PRODUCTS



**See GTS / GTT**  
Gimbal



**See ABA / ABB**  
Framelight



**See LTS / LTT**  
Track spot



**See AHA**  
Surface downlight



**See AHA**  
Suspended downlight