




NEW GENERATION Great White - TTS Data Sheet



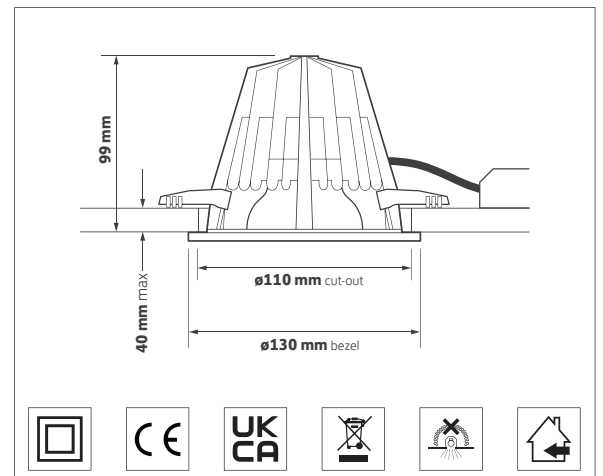
Membership No 1835



KEY FEATURES

- Professional low glare downlight with wide choice of options
- Increased energy efficiency upgrades
- Lumen maintenance now L80/B10 @ >50,000 h
- Suitable for future reworking in our Renew and Reuse workshop
- Philips LED module and paired driver system
- Multi-faceted 40° pure aluminium reflector as standard
- Height under 100 mm using optimised thermodynamics
- Emergency, DALI, dimming and wireless network control options
- Premium White Ra90 LED module available
- 5 year warranty

DIMENSIONS



ORDERING INFORMATION

Luminaire output (lumen)	Colour temp	Luminaire power (tcW)	Light source efficacy (lm/W)	Luminaire efficacy (lumen/tcW)	Model ref.
1000	830	8.0	185	125	TTS001
1050	840	8.0	192	131	TTS002
1750	830	13.5	183	130	TTS003
1825	840	13.5	189	135	TTS004
2425	830	19.0	176	128	TTS005
2525	840	19.0	182	133	TTS006
3250	830	27.0	161	120	TTS007
3375	840	27.0	168	125	TTS008
4375	830	40.0	149	109	TTS009
4550	840	40.0	154	114	TTS010

OPTIONS

Options	Suffix
Reflector	/MF25, /MF60, /SP40, /SA50
High colour rendering	/R9
Control gear	/T+DALI, /BTC
Emergency - Remote indicator	/EM, /EMD, /EMM
Emergency - Integral indicator	/EMI, /EMDI, /EMMI
TA200 bezel accessory	/WH, /BWH, /GY, /BL
Product variations available	PV.



NEW GENERATION Great White - TTS

Options and accessories



/MF25

25° multi-faceted reflector



/MF60

60° multi-faceted reflector



/SP40

40° specular reflector



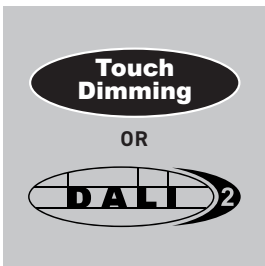
/SA50

50° satin etched reflector



/R9

High colour rendering LED module



Touch Dimming

OR

DALI 2

/T+DALI

Touch dimming or DALI control gear



CASAMBI

/BTC

Casambi wireless network including dimming



/EM

Emergency Remote indicator



/EMD

DALI / Self test EM Remote indicator




/EMM

Wireless mesh emergency Remote indicator




/EMI

Emergency Integral indicator



/EMDI

DALI / Self test EM Integral indicator



/EMMI

Wireless mesh emergency Integral indicator



TA200/WH

White RAL9010



TA200/BWH

Brilliant White RAL9016



TA200/BL

Black RAL9005



TA200/GY

Grey RAL9006



IP65/001/130

White IP65 / IK10 bezel*
Clear polycarbonate



AT200/WH

White anti-tamper bezel*



GF208 / GF218

Anti-tamper driver
Anti-tamper bit

* Full range of finishes available - Contact Sales



NEW GENERATION Great White - TTS

Options and accessories



PI200
Plaster-in kit
Cut-out: 140 mm
Height: 138 mm



TA225/WH
White bezel*
Dropped clear halo



TA226/WH
White bezel*
Dropped opal halo



TA210/FROST
Frost snoot



TA210/BLUE
Blue snoot



TA210/BLACK
Black snoot



TA220/FROST
Frost Hi-light



TA220/BLUE
Blue Hi-light



TA230/FROST
Frost Neo



TA230/BLUE
Blue Neo



TA240
IP54 clear glass



TA241
IP54 centre etched glass



TA242
IP54 fully etched glass



HALOKIT.001
White concealer plate*
Max. cut-out 150 mm

* Full range of finishes available - Contact Sales




NEW GENERATION Great White - TTS

Options and accessories



Membership No 1835

PV - PRODUCT VARIATIONS




PV - Contact Sales
Any RAL colour bezel



PV - Contact Sales
Honeycomb louvre




PV - Contact Sales
Choice of connectors




PV - Contact Sales
LS0H / LSF cable



PV - Contact Sales
Choice of modules



PV - Contact Sales
Alternative coloured accessories



PV - Contact Sales
RGBW colour change

RELATED PRODUCTS



See GTS / GTT
Gimbal



See ABA / ABB
Framelight



See LTS / LTT
Track spot



See AHA
Surface downlight



See AHA
Suspended downlight

Thornhill Road Business Park
Tenter Fields, Dewsbury
West Yorkshire
WF12 9QT
+44 (0)1924 482777
www.gamma-uk.com



Please note: Specification values may change due to rapid development of lighting technology. All performance data is taken at an ambient temperature of +25°C. Data may be rounded up/down for illustrative purposes. We reserve the right to amend or change details without prior notification. E&OE.