


SYSION - RE

DATASHEET

PHILIPS
TECHNOLOGY
INSIDE

GAMMA
ILLUMINATION



Key Features

- High performance LED downlight with 60° satin etched reflector
- Die-cast twist & lock bezel with interchangeable accessories
- Optimised thermal management system
- IP54 and IP65 bezel options
- Emergency options
- lumen maintenance L70 / B10 @>60,000 hours
- Available in two system performance levels

Ordering Information

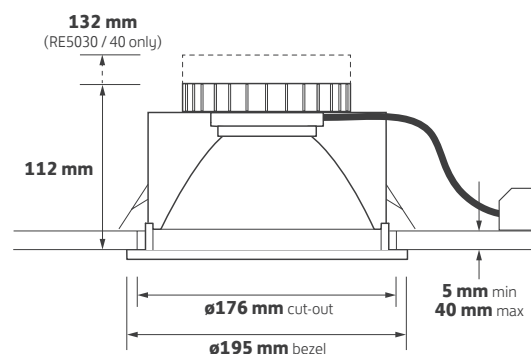
Performance - a high performance system for professional lighting applications.

Luminaire Output (lm)	Power (tcW)	Colour	Model Ref.
1025	9.5	830	RE1130
1100	9.5	840	RE1140
1750	17.5	830	RE2030
1900	17.5	840	RE2040
2700	30.5	830	RE3030
2925	30.5	840	RE3040
4200	46.5	830	RE5030
4550	46.5	840	RE5040

Choice - a professional cost effective driver on board solution for less demanding applications.

Luminaire Output (lm)	Power (tcW)	Colour	Model Ref.
1100	9.5	840	RE101
1800	17.5	840	RE102
2750	27.0	840	RE103

Technical Drawing



Options

Please select from the options below.

TA300 bezel options	/WH /BWH /BL /GY
50° multi-faceted reflector	/MF50
40° specular reflector	/SP40
IP65 bezel option	/65
Touch Dim / DALI	/T+DALI
Casambi Bluetooth wireless network	/BTC
EM conversion	/EM
DALI and Self-test EM conversion	/EMD
EM conversion (integral indicator)	/EMI
DALI & Self-test EM (integral indicator)	/EMDI



Declaration of Conformity available

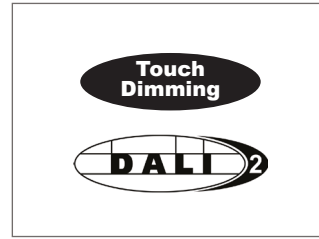
Options



/MF50
50° Multifaceted reflector



/SP40
40° Specular reflector



/T+DALI
Touch dimming / DALI



/EM
EM conversion
Not available with Choice versions



/EMD
DALI and self-test EM conversion
Not available with Choice versions



/EMI
Integral indicator for EM conversion
Not available with Choice versions



/EMDI
Integral indicator for DALI and self-test EM conversion
Not available with Choice versions



/BTC
Casambi Bluetooth wireless network (inc dim)

Bezel options



TA300/WH
White bezel - RAL9010



TA300/BWH
Brilliant white bezel - RAL9016



TA300/BL
Black bezel - RAL9005



TA300/GY
Grey bezel - RAL9006

Bezel Options



AT300/WH
White anti-tamper bezel



GF208 / GF218
Anti-tamper driver / Anti-tamper bit



TA301
White bezel complete with outer etched glass



TA302
White bezel complete with clear etched glass



TA303
White bezel complete with centre etched glass



TA305
White bezel complete with clear halo glass



TA306
White bezel complete with etched halo glass



TA307
White bezel complete with fully etched glass



/65
Universal bezel to accept IP65 accessories



IP65/002/195
IP65 Bezel with clear glass



IP65/008/195
IP65 Bezel with opal polycarbonate



IP65/009/195
IP65 Bezel with clear polycarbonate



GF008 / GF010
Anti-tamper driver / Anti-tamper bit for IP65 bezel

Accessories



TA310/BLACK
Black snoot



TA310/FROST
Frosted snoot



TA310/BLUE
Blue snoot



HALOKIT.002
Halo kit - maximum cut-out 250 mm



TA340
IP54 Clear glass



TA341
IP54 Centre etched glass



TA342
IP54 Full etched glass



TA343
IP54 Clear polycarbonate



TA344
IP54 Opal polycarbonate



TA317
IP44 Prismatic lens



TA384
Frosted hi-light



TA385
Blue hi-light

Also Available



Product variations
Other colours and specifications
available on request



Tridonic module
See Sysion AAC