

TOPAZ - ACA

DATASHEET

TRIDONIC
TECHNOLOGY
INSIDE

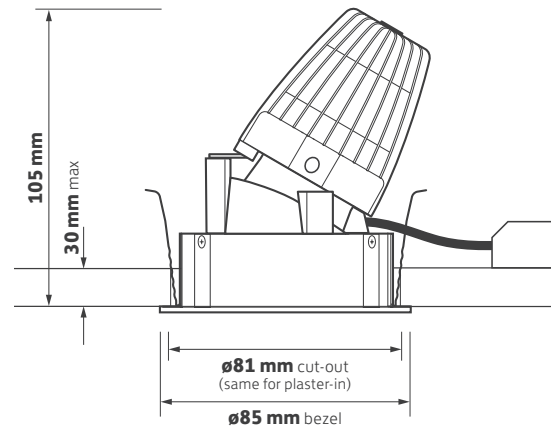
GAMMA
ILLUMINATION



Key Features

- Low glare architectural wall wash
- Discreet minimal bezel, die-cast from pure aluminium
- Matt black darklight baffle, developed to minimise glare
- Fitted with an integral IP44 protective lens as standard
- Precision moulded 40° reflector
- Tridonic LED engine and driver system
- Excellent thermally optimised 24 super-fin die-cast heatsink
- Short circuit, overload and temperature protection
- Complements Topaz ACJ, ACB and ACC

Technical Drawing



Declaration of Conformity available

Ordering Information

Engine Output (lm)	Power (W)	Colour	Model Ref.
600	8.0	927	ACA001
675	6.5	830	ACA002
700	6.5	840	ACA003
850	10.0	927	ACA004
850	8.0	830	ACA005
900	8.0	840	ACA006

Options

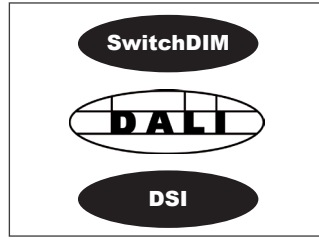
Please select from the options below.

SwitchDIM, DALI or DSI	/ECO
Mains dimming	/MDIM
Narrow beam reflector 20°	/NB
EM conversion	/EM
DALI and self test EM conversion	/EMD
EM conversion - integral indicator	/EMI
DALI / self test EM conversion - integral indicator	/EMDI
Plaster-in bezel version	/PI
White softlight baffle	/WSB
Ra90 High colour rendering	/9
Casambi wireless network (inc dim)	/BTC

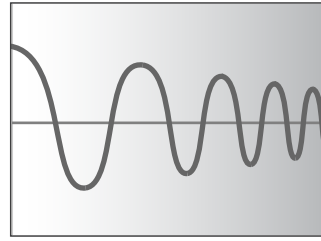
Options



/NB
20° Narrow beam reflector



/ECO
SwitchDIM, DALI or DSI



/MDIM
Mains dimming



/EM
EM conversion



/EMD
DALI and self test EM conversion



/EMI
EM conversion - integral indicator



/EMDI
DALI / self test EM conversion -
integral indicator



/R9
Ra90 High colour rendering



/BTC
Casambi wireless network
(inc dim)



/PI
Plaster-in bezel version
(cut-out ø81 mm)



/TLT
Tiltable



/WSB
White softlight baffle



Product variations
Other colours and specifications
available on request



Downlight available
Please see ACJ datasheet



Square available
Please see ACB and ACC
datasheets