


TOPAZ - ACE


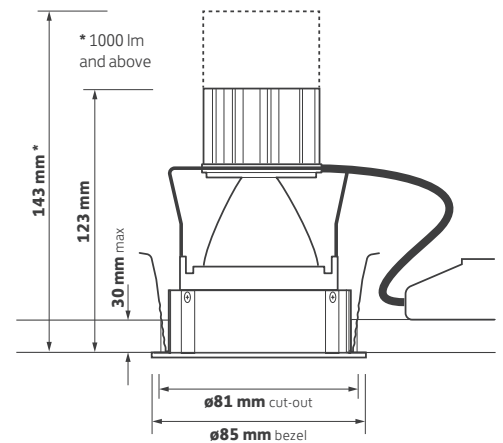
DATASHEET



Key Features

- Low glare architectural downlight
- Discreet minimal bezel, die-cast from pure aluminium
- Matt black darklight baffle, developed to minimise glare
- Precision moulded 24° reflector
- Xicato LED engine and driver system
- Thermally optimised extruded heatsink
- Short circuit, overload and temperature protection
- Complements Topaz ACF, ACG and ACH

Technical Drawing



Ordering Information

Engine Output (lm)	Power (W)	Colour	Model Ref.
575	10	927	ACE001
600	10	930	ACE002
650	10	940	ACE003
750	14	927	ACE004
800	14	930	ACE005
850	14	940	ACE006
1000	19	927	ACE007
1075	19	930	ACE008
1150	19	940	ACE009

Options


Please select from the options below.

SwitchDIM, DALI or DSI	/ECO
Narrow beam reflector 16°	/NB
Wide beam reflector 40°	/WB
EM conversion	/EM
DALI and self test EM conversion	/EMD
Plaster-in bezel version	/PI
White softlight baffle	/WSB
Casambi wireless network (inc dim)	/BTC

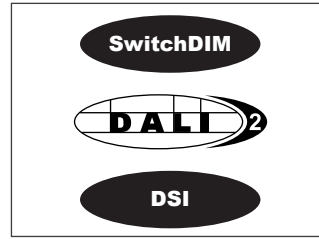
Options



/NB
16° Narrow beam reflector



/WB
40° beam reflector




/ECO
SwitchDIM, DALI or DSI



/EM
EM conversion



/EMD
DALI and self test EM conversion



/BTC
Casambi wireless network
(inc dim)




/PI
Plaster-in bezel version
(cut-out ø81 mm)



/WSB
White softlight baffle



Product variations
Other colours and specifications
available on request

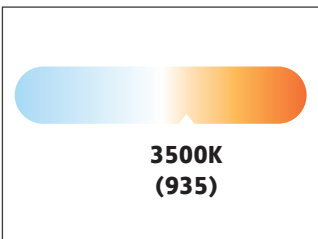


Wall wash available
Please see ACF datasheet



Square available
Please see ACG and ACH
datasheets

Also Available



3500K
PV Option



XICATO XIM GalaXi
PV Option



XICATO VIBRANT Ra80
PV Option



XICATO ARTIST Ra95
PV Option

Thornhill Road Business Park
Tenter Fields, Dewsbury
West Yorkshire
WF12 9QT
+44 (0)1924 482777
www.gamma-uk.com



FS 593079